

THIS COPY IS PROVIDED ON A RESTRICTED BASIS AND IS NOT TO BE USED IN ANY WAY DETRIMENTAL TO THE INTERESTS OF PANDUIT CORP.

MOUNTING HOLE USED FOR RECEPTACLES.
(STD. NEMA DIMENSION)

PANDUIT P/N	WEIGHT
T70HB	1.0 LB/10 PCS (455 G/10 PCS)

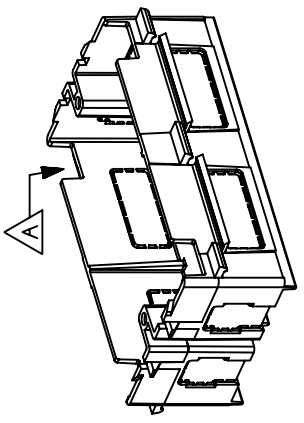
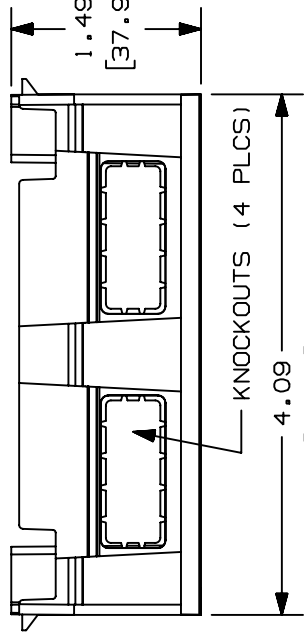
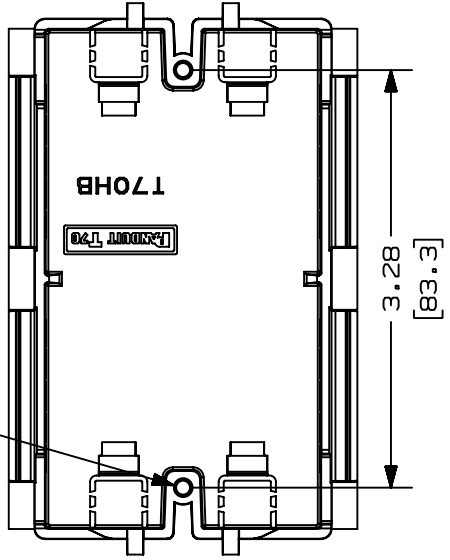


- NOTES:
- SEE CURRENT CATALOG FOR ADDITIONAL PART SUFFIXES TO INDICATE COLOR AND OR PACKAGE QUANTITY.
 - DESIGNED FOR USE WITH T70 AND T702 RACEWAYS.
 - DIMENSIONS IN PARENTHESES ARE IN METRIC.
 - NOMINAL WALL THICKNESS OF THE T70HB IS .090 (2.3).
 - ACCEPTS PANDUIT SNAP-ON STYLE FACEPLATES.



LATCHES SNAP ONTO RAIL IN T70 RACEWAY.

KNOCKOUTS (4 PLCS)



DIVIDERS CONTROL WIRE FLOW UNDER BOX.

CAD FILENAME/LAYERS D35541BY_T70HB_C-03.PRT

PANDUIT		CORP. TINLEY PARK, ILLINOIS	
T70 HANGING BOX (T70HB) CUSTOMER DRAWING			
UNLESS OTHERWISE SPECIFIED, DIMENSIONAL TOLERANCES ARE: (.X) ± (.XXX) ± (.XX) ±.03(.8) ANGLES ±		UNLESS OTHERWISE SPECIFIED, ALL DIMENSIONS ARE GIVEN IN INCHES, THIRD ANGLE PROJECTION.	
DRAWN BY DW	MAT'L: PVC	SCALE NONE	DWG NO. 35541-25
DATE 09-16-96	CHECKED BY CEF		SIZE A
REV	DATE	BY	DESCRIPTION
3	11-30-98	PM	HIW E. REVISE WEIGHT
2	11-18-98	DW	HIW D. MATERIAL WAS ABS
1	05-14-98	DW	HIW A. REVISED TO SHOW NEW FEATURES
R	09-16-96	DW	CEP RELEASED TO PRODUCTION
		CHK	ECN
		CHK	CUST
		SUP	