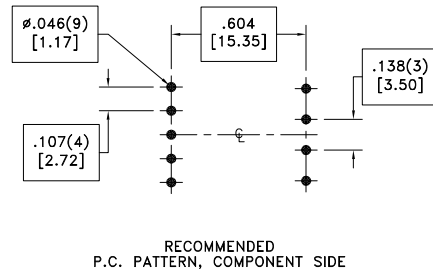
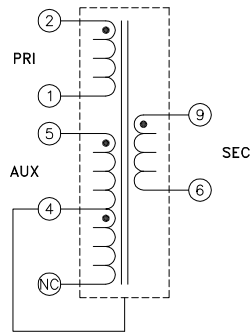
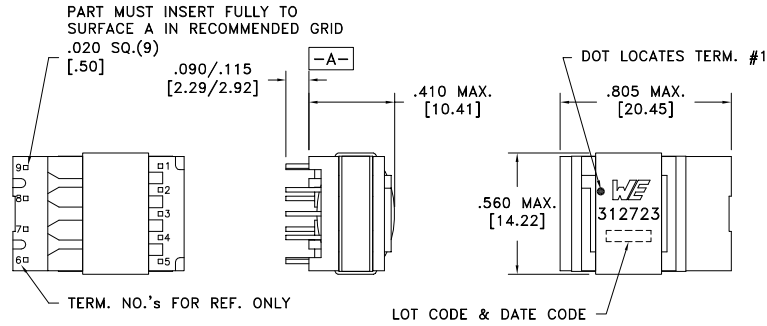


CUSTOMER TERMINAL	RoHS	LEAD(Pb)-FREE
Sn96%, Ag4%	Yes	Yes

more than you expect



ELECTRICAL SPECIFICATIONS @ 25°C unless otherwise noted:

PARAMETER	TEST CONDITIONS	VALUE
D.C. RESISTANCE	1-2 @20°C	2.15 ohms ±10%
D.C. RESISTANCE	4-5 @20°C	1.20 ohms ±10%
D.C. RESISTANCE	6-9 @20°C	0.020 ohms max.
INDUCTANCE	1-2 10kHz, 100mVAC, Ls	925uH ±10%
SATURATION CURRENT	20% rolloff from initial	440mA
LEAKAGE INDUCTANCE	1-2 tie(4+5, 6+9), 100kHz, 100mVAC, Ls	16uH typ., 30uH max.
DIELECTRIC	1-9 tie(2+4), 4500VAC, 1 second	4500VAC, 1 minute
DIELECTRIC	1-5 625VAC, 1 second	500VAC, 1 minute
URNS RATIO	(2-1):(5-4)	3.83:1, ±1%
URNS RATIO	(2-1):(9-6)	15.33:1, ±1%

GENERAL SPECIFICATIONS:

OPERATING TEMPERATURE RANGE: -40°C to +125°C including temp rise.

Designed to comply with the following requirements as defined by IEC61558-2-17:  
- Reinforced insulation for a primary circuit at a working voltage of 400VDC.

Wire insulation & RoHS status not affected by wire color.  
Wire insulation color may vary depending on availability.

REV.	DATE	Packaging Specifications Method: Tray PKG-0730 www.we-online.com/midcom		Tolerances unless otherwise specified: Angles: ±1° Fractions: ±1/64 Decimals: ±.005 [.13] Footprint: ±.001 [.03]	DRAWING TITLE <b>TRANSFORMER</b>	PART NO. <b>750312723</b>
6B	2/13	SEE REVISION SHEET FOR REVISION LEVEL	REVISION LEVEL	This drawing is dual dimensioned. Dimensions in brackets are in millimeters.	eiSos p/n: 750312723	
6A	1/13					SPECIFICATION SHEET 1 OF 1